

AIS Perspectives Feedback 2024



An in-depth analysis of the outcomes of the AIS Survey



St Philip's Christian College
FOR THE WHOLE OF LIFE

Cameron Johnston
Principal

Introduction

As a Christian College we want to ensure that all we are doing brings glory to God. Colossians 3:23 reminds us to focus our efforts as if we are working for God and not for human masters. As one of our Core Values states, we want to Strive for Excellence in all that we do, and so it is important to obtain feedback from all our stakeholders to understand where we can celebrate and where we can improve.

This is the third year that St Philip's Christian College has undertaken a survey with the Association of Independent Schools of New South Wales (AISNSW). This survey assesses the College's performance across a number of key indicators which will be outlined below. The survey was conducted in June 2024 and we had a total of 674 surveys completed by Parents, Students, and Staff (486 in 2023). The survey consists of questions that are scaled from strongly disagree to strongly agree, as well as textual responses. Below is a summary of some of the key findings from our 2024 survey.

General Information

- **Total Number of Surveys Completed**
674 (486 in 2023)
- **Total Number of Staff Surveys Completed**
100
- **Total Number of Student Surveys Completed**
379 (Yr 5 - 12)
- **Total Number of Parents**
195
- Our target statistical result is for the mean in each Domain and Dimension to be above 4.5 / 6
- The mean for each focus area will be the combined results from Parents, Students and Staff



AIS Perspectives Domains and Dimensions

The survey itself covers five main Domains and nineteen different Dimensions as listed below in Table 1.1. A mean is then attributed to each Domain and each Dimension based on the survey responses from all stakeholders. The mean for each focus area will be the combined results from Parents, Students and Staff in accordance to the relevant questions attributed to the specific area. The College aims for the Mean to be above 4.5 / 6 within each Domain and Dimension. This means that at least 75% of the responses (across all the stakeholders) agree, or have a positive experience in relation to that Domain or Dimension.

Domain	Dimensions			
School Environment	Vision, Mission and values	Religion and faith	Sense of Safety	Physical Environment
Teaching and Learning	Designing Learning	Quality Pedagogical Practices	Inclusive Learning	Professional Learning
Student Wellbeing	Social, Emotional and Learning	Respectful Learning	Inclusivity and Equity	
Leadership	Growing Leaders	Leading, Teaching and Learning	Leadership Practices	Engaging With The Community
Community	Communications	Reporting	Student Community Engagement	Reputation

Table 1.1 – AIS Perspectives Domains and Dimensions



St Philip's Christian College Gosford Results

Overview

This year's set of results are extremely positive and indicate further growth across all five Domains. As can be seen from Table 2.1, once again the College has achieved its aim from this survey, which is to ensure that each Domain Mean is above 4.5 out of 6. This year's results also indicate that further growth has taken place on these already strong results from last year. While the growth in and of itself is also encouraging, what is more encouraging is that this growth has come from an increase of 188 survey responses from across the range of stakeholders. This is an outstanding result and has provided an even more genuine set of results from which the Executive Leadership Team can draw upon for future decision making.

Domain	2023 Mean	2024 Mean
School Environment	4.73	4.9
Teaching and Learning	4.57	4.65
Student Wellbeing	4.55	4.69
Leadership	5.05	5.06
Community	4.62	4.78

Table 1.2 – Summary of Means for each Domain for 2023 and 2024



St Philip's Christian College

Gosford Results

Similarly we have also seen further improvements from our very strong 2023 results within each of the Dimensions. As Table 2.1 indicates, there is very strong growth occurring across each Dimension. The only Dimension listed in Table 1.1, to not reach 4.5 as a mean, is the Social and Emotional Learning Dimension which is currently sitting at 4.42. According to AIS (NSW), from their breadth of surveys completed with other schools, this Dimension very rarely reaches the desired 4.5 Mean. While there has been growth in this Dimension from last year (4.36) we would still like to see this Dimension join the others above 4.5, and it is very close.

	2023	2024
Domain mean above 4.5	5 out of 5	5 out of 5
Dimension mean above 4.5	18 out of 19	18 out of 19
Dimension growing	15 out of 19	17 out of 19

Table 2.1– Summary of means for Domains and Dimensions in 2023 and 2024

"This school is a caring, positive school with a heart to help others in need...Staff have encouraged me and helped families in hard times that need support."
-Year 6 Student



St Philip's Christian College Vision Statement

In order to look into these results in greater detail, I would like to focus on areas that specifically align with our College Vision Statement which says the following:

St Philip's Christian College seeks to be a leading provider of quality Christian schooling within our nation, where:

1. *Every student develops a personal faith in Jesus Christ and is empowered to live with purpose, integrity and joy.*
2. *Every student achieves their God-given potential and is well equipped to make a significant contribution to society.*
3. *Every student benefits from innovative and effective learning experiences taught by skilled and dedicated teachers.*
4. *Every student enjoys a safe and secure learning environment wherein they feel connected and affirmed.*
5. *Every student contributes to a culture of respect, dignity, care and concern for others.*
6. *Every student has access to excellent learning resources and is taught in the best learning facilities we can provide.*

"What a joy and privilege to work in such an incredible space, and to be part of a mission that is authentically rooted and flourishing in its purposes and values."

-Staff Member



St Philip's Christian College
FOR THE WHOLE OF LIFE

Vision Statement 1

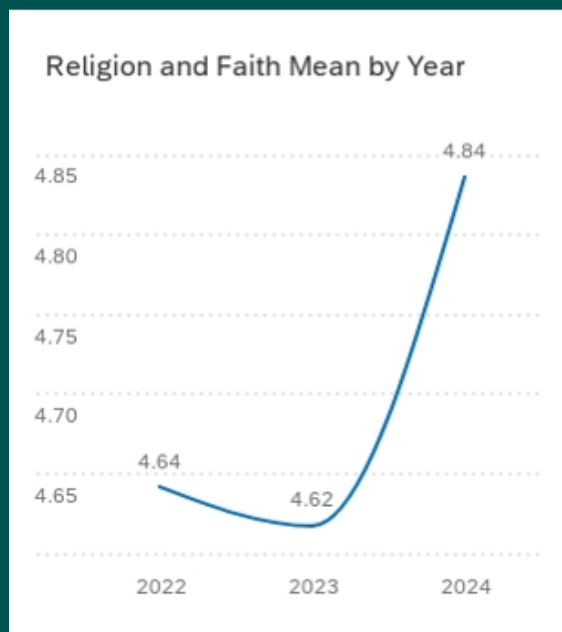
Every student develops a personal faith in Jesus Christ and is empowered to live with purpose, integrity and joy.



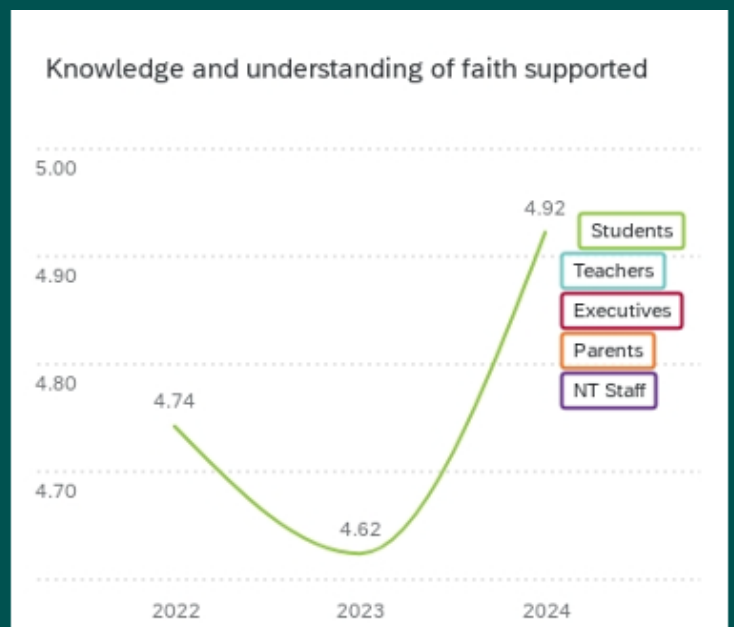
This vision statement is core to who we are as a Christian education provider and is our first Core Value of placing Christ First. It is important that we are integrous in our Christian education and provide an encouraging and supportive Christian framework for lifelong learning.

This year we have continued to roll out our teaching methodology called Transformation By Design which helps staff to shape their teaching more consistently from a Christian perspective. We have also ensured that there is greater support and teaching of CLS by hiring new staff.

As can be seen in Graph 1.1 and Graph 1.2 these initiatives have improved the student experience of Religion and Faith at the College through the significant improvement in the displayed means.



Graph 1.1 Dimension Mean for Religion and Faith



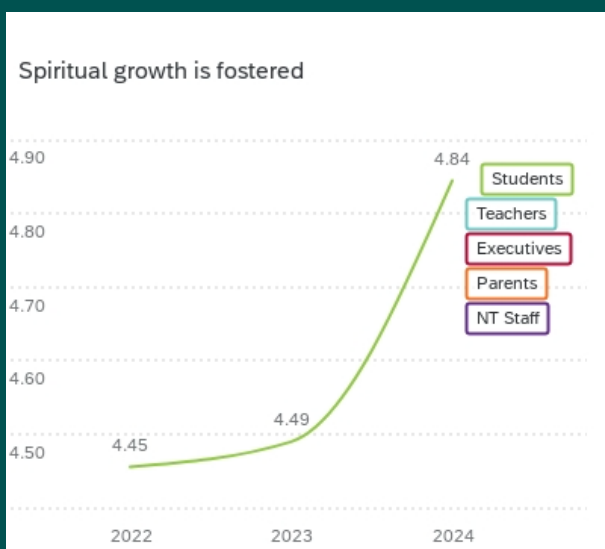
Graph 1.2 Student experience



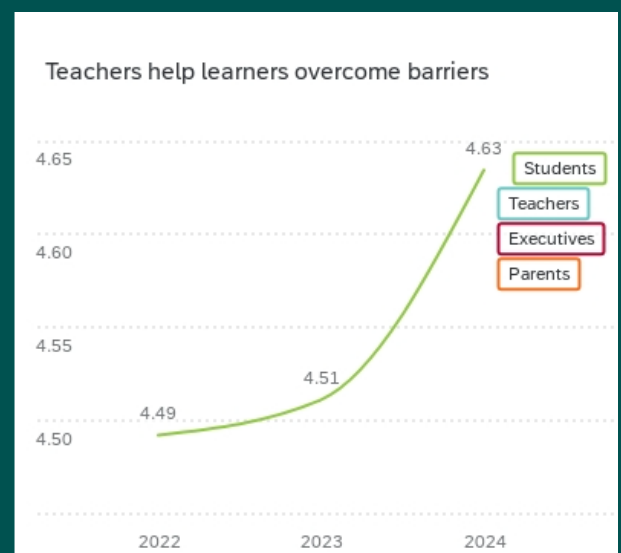
Vision Statement 2

Every student achieves their God-given potential and is well equipped to make a significant contribution to society.

In order for each student to reach their God-given potential, the students need to know their heavenly Father and creator, be known by their teachers to help them in their learning, and then to feel confident in their own abilities. The Graphs below highlight how students appreciate the Christian environment in which they are taught (Graph 2.1), feel supported by their teachers in their learning (Graph 2.2), and feel confident to take on new challenges and be successful. All of these attributes will help them to make a significant contribution to society.

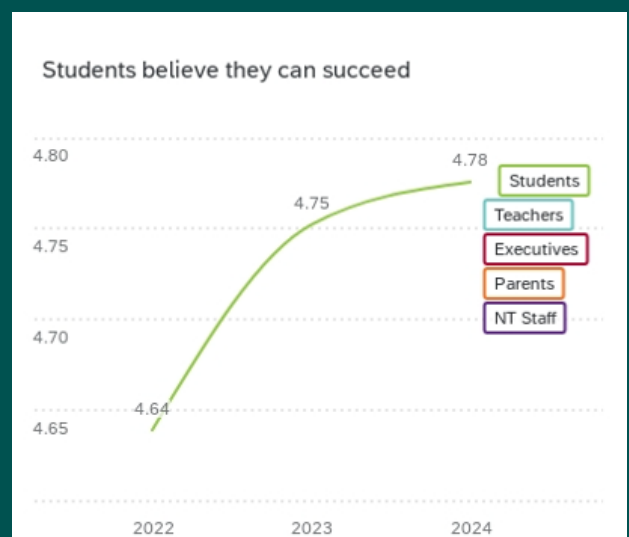


Graph 2.1 Appreciation of Christian teaching



Graph 2.2 Teachers supporting students

"The school has a very good reputation in the community and we are proud to be a part of it. Staff are excellent and easy to deal with."
- Parent



Graph 2.3 Student confidence levels are high

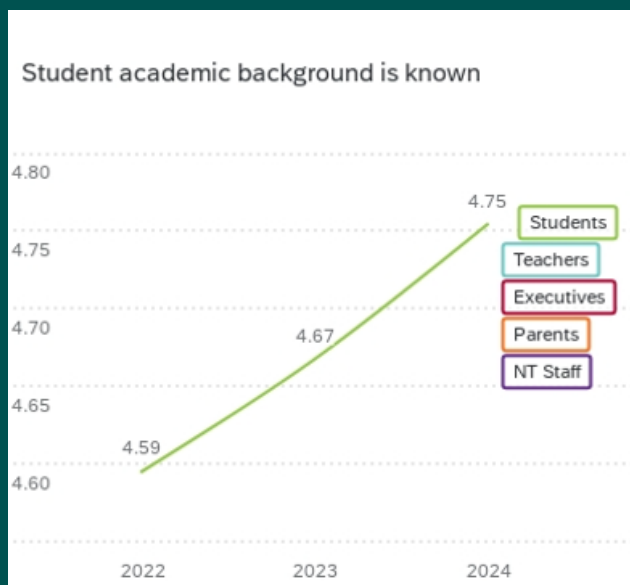


Vision Statement 3

Every student benefits from innovative and effective learning experiences taught by skilled and dedicated teachers.



Our staff work extremely hard to the benefit of the students. In order to help the students achieve their best we provide our staff with ongoing Professional Development and new training opportunities. This in turn allows the students to obtain a more enriching learning program. One of the new initiatives we introduced this year was the REACH program within our Middle School which helped to identify students with a stronger interest and ability in particular subjects. Parents often enquire of the Middle School model and I believe that Graph 3.1 highlights the success of such a model whereby the students in Middle School clearly feel as though they are known and that their learning is supported by quality pedagogy designed with their specific needs in mind.



Graph 3.1 Students feel known in Middle School



Graph 3.2 Quality Pedagogical Practices Domain specifically experienced by Middle School students.

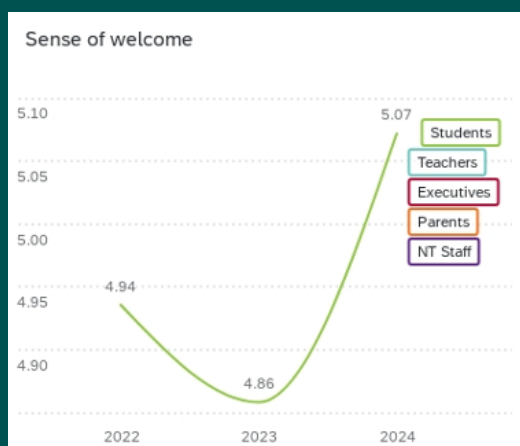


Vision Statement 4

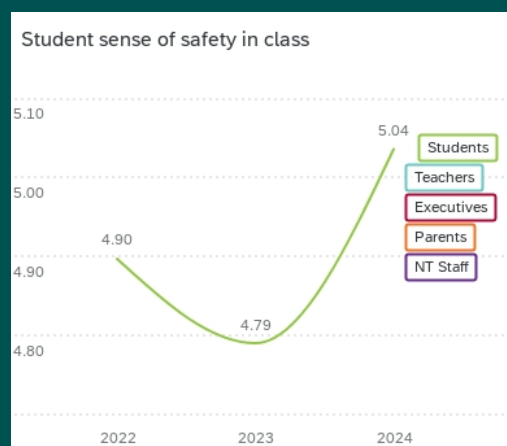
Every student enjoys a safe and secure learning environment wherein they feel connected and affirmed.

This area of the AIS Perspectives data is particularly of importance for student learning outcomes. If students do not feel safe inside or outside of the classroom then they will not be able to achieve and perform at their optimum. Students who feel safe are also able to develop stronger social and emotional skills. In looking through the data for the College, there are some very pleasing results in the Student Wellbeing Domain.

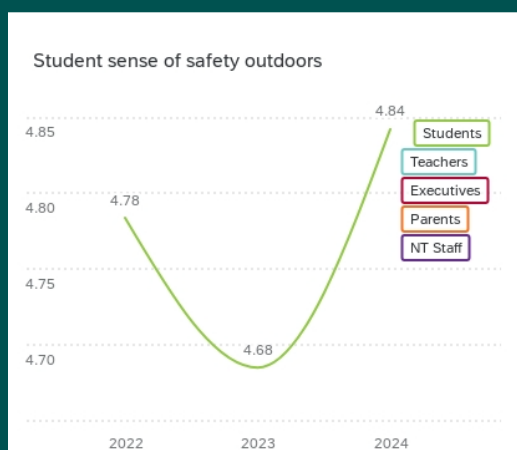
The students feel a greater sense of welcome (Graph 4.1) this year and feel an improved level of safety inside (Graph 4.2) and outside (Graph 4.3) the classroom. This is a very encouraging trend and we attribute this improvement to the hard work of our staff and the i-thrive program that we have been rolling out over the last two years. This program helps students to understand the expected behaviours in different settings, which helps lead to greater clarity and sense of safety for the students.



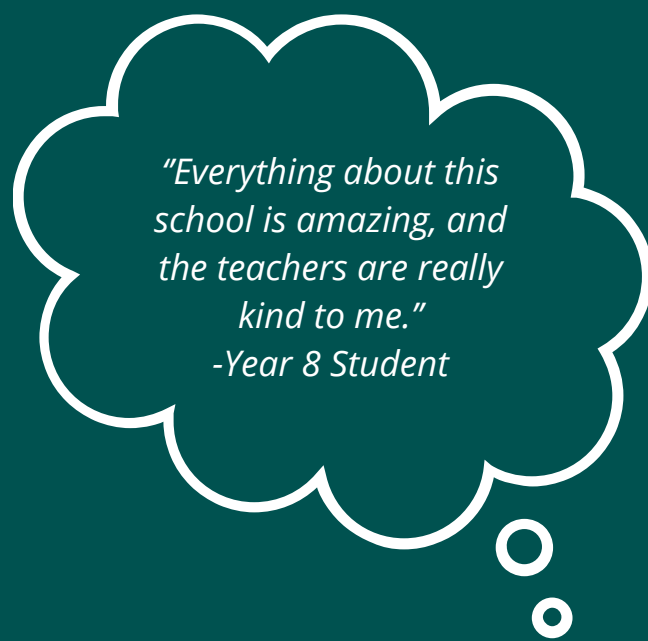
Graph 4.1 Student sense of Welcome



Graph 4.2 Student Safety inside the classroom



Graph 4.3 Student sense of safety outdoors



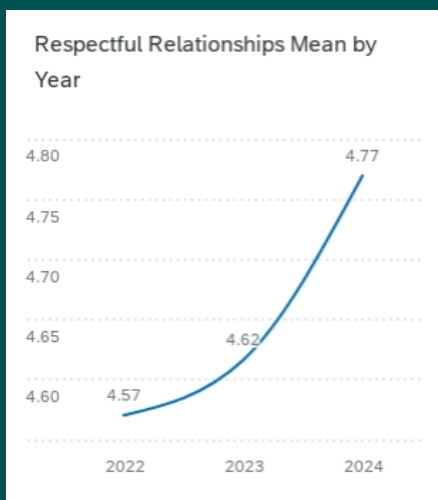
Vision Statement 5

Every student contributes to a culture of respect, dignity, care and concern for others.

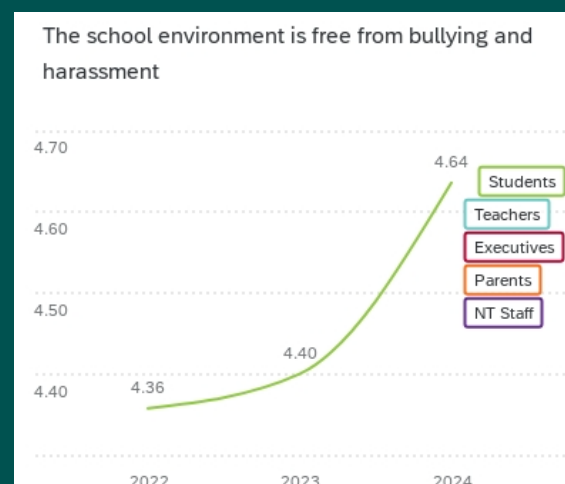


There is a positive culture experienced by our community. That is not to say that we are a perfect school, but when problems arise, we help the students to know how to respond in a respectful and thoughtful manner. Once again, the data is showing that this area is growing which we feel can be attributed to our i-thrive program and the efforts of our staff to help students understand appropriate positive behaviours. In Graph 5.1 it can be seen how respectful relationships are seen to be growing in this Dimension of the Student Wellbeing Domain.

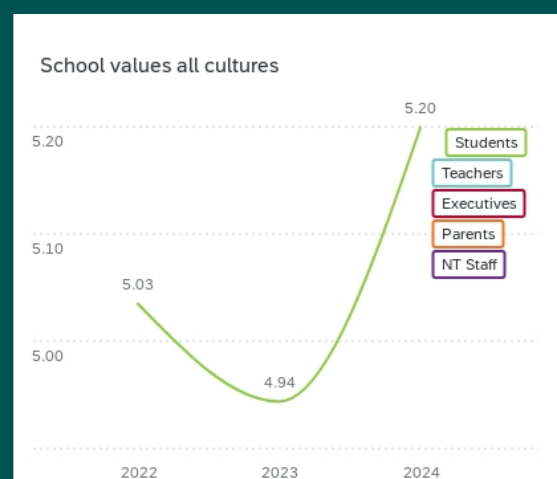
In turn it is pleasing to see that students believe the environment in which they come to school is generally free from bullying and harassment (Graph 5.2) and that the College is supportive of all cultures with an exceptionally high result of 5.2 (Graph 5.3). Again these results do not mean we are a perfect school but they do indicate that our students know our Core Values and seek to live them out each day.



Graph 5.1 Respectful Relationships Dimension Results



Graph 5.2 College environment



Graph 5.3 College values all cultures

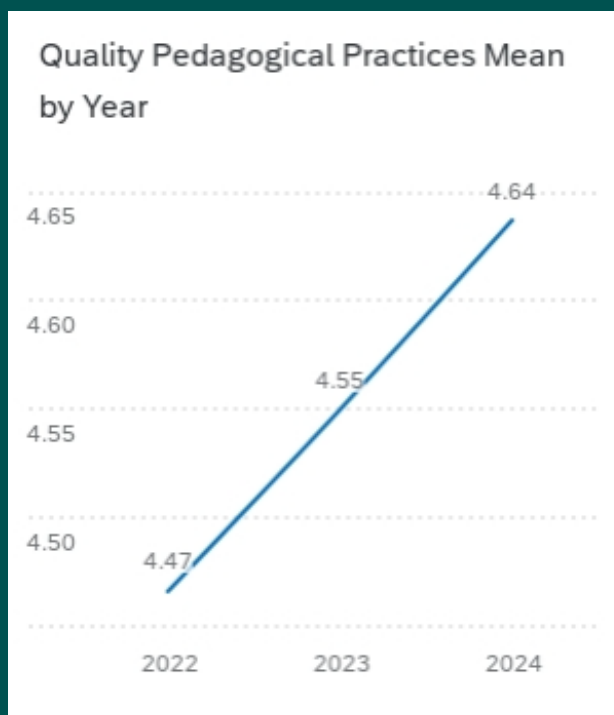


Vision Statement 6

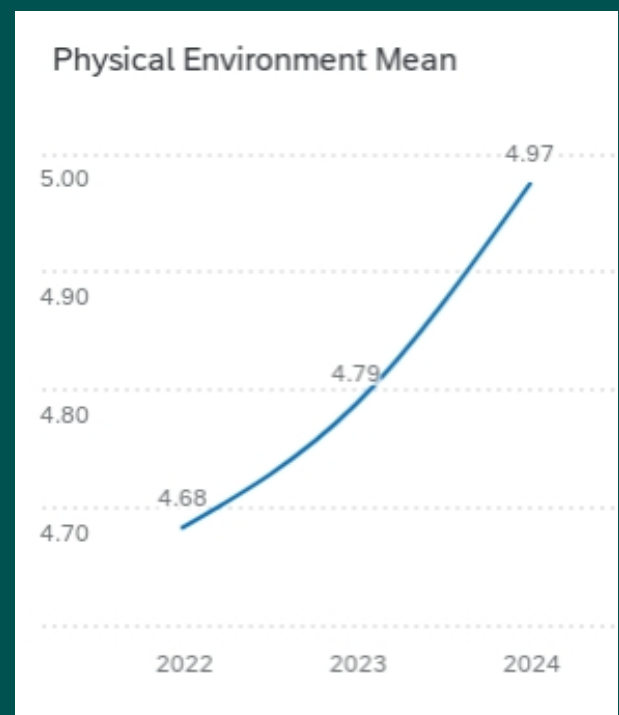
Every student has access to excellent learning resources and is taught in the best learning facilities we can provide.

We not only want to be providing excellent learning for our students and their families, but we also want to be good stewards of what God has blessed with in our natural environment and facilities. Understandably our community expects us to be ensuring the students are learning with access to both quality resources and educators. Our teachers do an amazing job of facilitating student learning with quality pedagogical practices as seen in Graph 6.1.

It is important to support these practices with quality facilities. As can be seen from Graph 6.2, our maintenance team do an excellent job of ensuring our facilities and the environment are very well maintained. Many people comment on the beautiful aesthetics of our College environment and these results would attest to that fact.



Graph 6.1 Quality Pedagogical Practices Dimension



Graph 6.2 Physical Environment Dimension



Areas for Growth

While all these are very positive signs of improvement across the different Domains and Dimensions of the survey, there is always areas in which we can improve. Contained within the survey was the option for textual responses from all of the stakeholders. This was helpful to read as once again many were positive and also provided some constructive comments for where the College could improve. In reviewing all the data, a few of the areas that we will continue to focus on include;

1. Communication to parents drops off as the students get older was some feedback the College received. We will be looking into how we can improve the communication with parents throughout their child's journey, while at the same time helping the students to grow in their own responsibility and communication skills.
2. We are also looking into how we might be able to vary the types of assessments for students given the introduction of AI. Working with AI can also be a helpful resource in order to be more future focused in our ability to equip students for their future beyond school.
3. We believe that we have an amazing Inclusive Education Team and Wellbeing Team and we are looking at how we can ensure even greater efficiencies are generated through a combined team of Student Support moving forward so that students and families are able to receive a more holistic level support.
4. We are also continuing to work on the development of the new Senior School Building, oval and carpark. Currently we are in partnership with the University of Newcastle as we work through the latest research on current classroom designs and aesthetics. I am hoping to be able to share more news around this exciting project very soon.

Thank you for your partnership and support of our College as we seek to ignite passion and purpose for our students for the whole of their life. I hope this report provides you with some helpful insights into our amazing College from all the stakeholders in our community.

Cameron Johnston
Principal



St Philip's Christian College
FOR THE WHOLE OF LIFE



St Philip's Christian College

FOR THE WHOLE OF LIFE

St Philip's Christian College Gosford

20 Narara Creek Road

Narara NSW 2250